



GUJCOT TRADE ASSOCIATION

MONTHLY PRESSING REPORT Aug-2024

Dear All Cotton Friends,

Gujcot has collected pressing figures from all ginners and compiled data to serve whole trade. In this mission we get valuable support from many of our trade personalities. We Gujcot team is very thankful to all helping hands, who worked directly or indirectly, with their valuable support, we are able to put real time pressing figures. We thank all Gujarat Ginners for their cooperating with Gujcot team to share their pressing figures. We hope the whole Textile value Chain will be benefitted by these data and will help us in future to achieve our goal to serve our cotton trade.

Report Sponsors:

Click on Sponsor's Logo to visit Sponsor's Website



FIOTEX™  **FIOTEX COTSPIN PVT. LTD.**

LDC  **Louis Dreyfus Company India Pvt. Ltd.**



GUJCOT TRADE ASSOCIATION

MONTHLY PRESSING REPORT Aug-2024

Summary

Gujarat Pressing as on 31st Aug 2024

- **Cumulative Pressing in 170 Kg Bales**

Total Pressing 89,47,872 Bales.

Shankar 6 86,75,227 Bales

V-797 2,72,645 Bales

- **Cumulative Pressing in Running Bales**

Total Pressing 93,89,742 Bales.

Shankar 91,03,633 Bales

V-797 2,86,109 Bales

- **Monthly Pressing in 170 kg Bales**

Total Pressing 1,17,480 Bales

Shankar-6 1,17,480 Bales

V-797 00 Bales

Average pressing per day 3,790 Bales

- **Monthly Pressing in Running Bales**

Total Pressing 1,23,282 Bales

Shankar-6 1,23,282 Bales

V-797 00 Bales.

Average pressing per day 3,977 Bales

- **Active Ginning Factories during the month**

Saurashtra 66

North Gujarat 1

Main Line 0

Kutch 0



GUJCOT TRADE ASSOCIATION

MONTHLY PRESSING REPORT Aug-2024

Gujcot Trade Association						
Gujarat Pressing Summary 31-Aug-2024						
2023-24	CUMULATIVE PRESSING (IN 170 Kgs)					
	Aug-23	Jul-24	Aug-24	M/M Change (In Bales)	Y/Y Change (In Bales)	Y/Y Change (In %)
Shankar 6						
Saurashtra	58,71,432	58,02,502	59,19,029	1,16,528	47,598	0.81%
North Gujarat	21,52,791	19,60,503	19,61,456	953	-1,91,335	-8.89%
Main Line	5,17,951	5,46,226	5,46,226		28,275	5.46%
Kutch	2,88,640	2,48,516	2,48,516		-40,125	-13.90%
Total	88,30,814	85,57,746	86,75,227	1,17,480	-1,55,588	-1.76%
V-797	2,29,478	2,72,645	2,72,645		43,167	18.81%
Total	90,60,292	88,30,391	89,47,872	1,17,480	-1,12,420	-1.24%
Remark : Daily Pressing Average 3,977 RB - 3,790 170 Kg Bales						

Pressing in Running Bales						
Zone	As On 31-Aug-2024 (Cumulative)			During Aug 2024 (Monthly)		
	Shankar-6	V 797	Total	Shankar-6	V 797	Total
Saurashtra	62,11,327	4,600	62,15,927	1,22,282		1,22,282
North Gujarat	20,58,318	2,81,509	23,39,827	1,000		1,000
Main Line	5,73,200		5,73,200			
Kutch	2,60,788		2,60,788			
Total	91,03,633	2,86,109	93,89,742	1,23,282		1,23,282

Season	Till August Pressing in 170 Kgs					Final Pressing	Arrival Percentage	
	Saurashtra	North Gujarat	Main Line	Kutch	Total			
2018-19	53,13,733	28,73,516	5,12,985	3,17,516	90,17,751	90,49,293	99.65%	Final
2019-20	58,78,122	26,41,072	6,39,777	2,91,246	94,50,217	96,45,708	97.97%	Final
2020-21	56,35,001	26,38,645	4,97,915	2,26,763	89,98,323	90,02,326	99.96%	Final
2021-22	49,09,646	18,08,570	4,95,101	2,04,934	74,18,251	74,29,257	99.85%	Final
2022-23	58,75,148	23,78,553	5,17,951	2,88,640	90,60,292	92,61,522	97.83%	Final
2023-24	59,23,413	22,29,717	5,46,226	2,48,516	89,47,872	90,00,000	99.42%	Est.

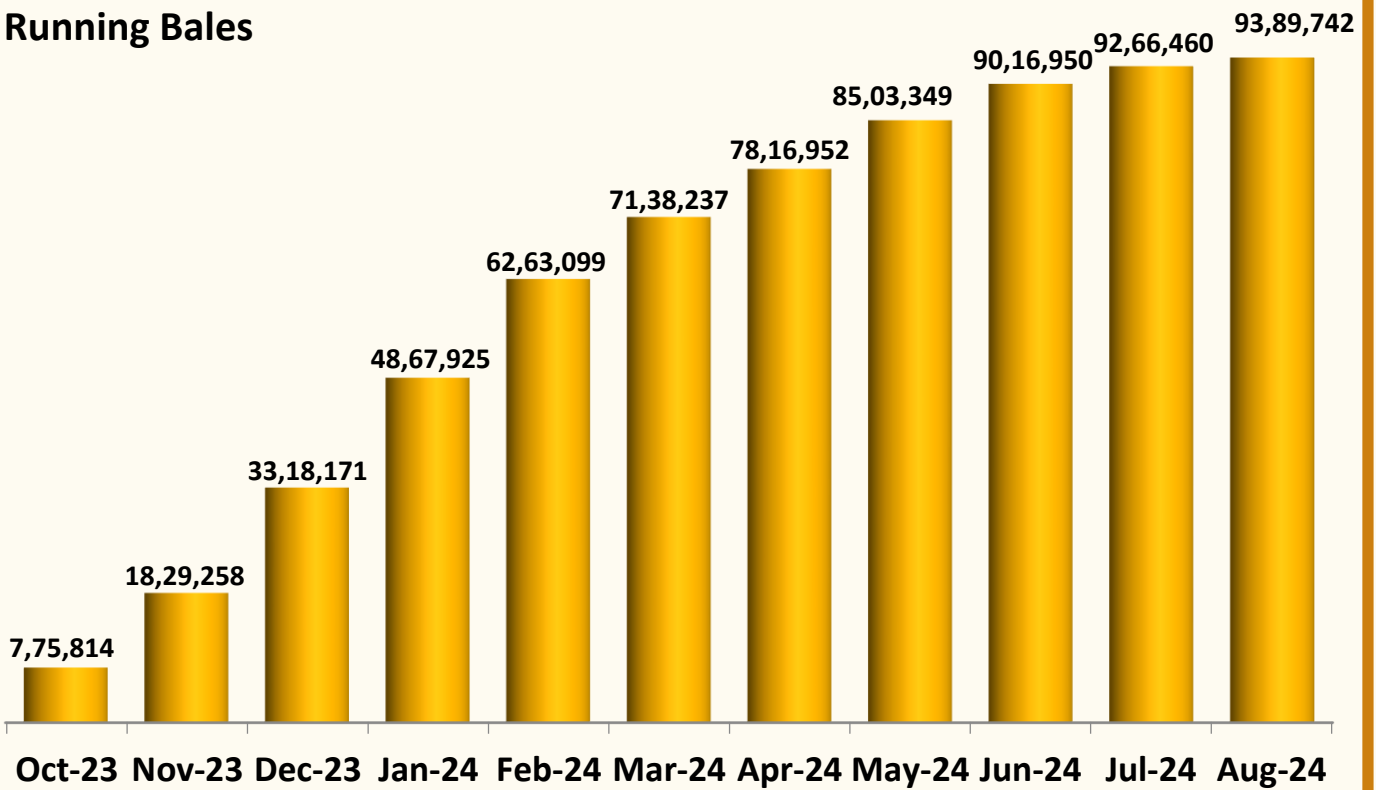


GUJCOT TRADE ASSOCIATION

MONTHLY PRESSING REPORT Aug-2024

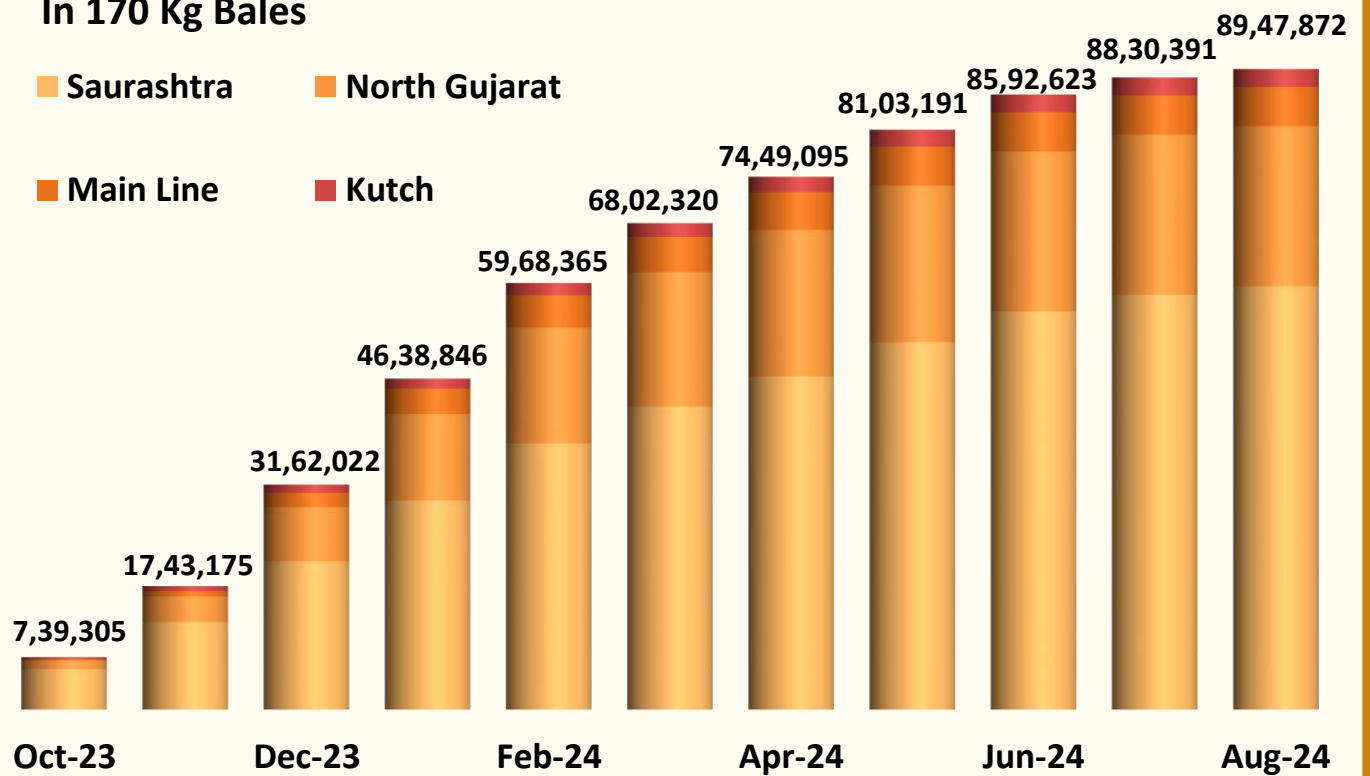
Gujarat Cumulative Cotton Pressing

Running Bales



Gujarat Cumulative Pressing

In 170 Kg Bales

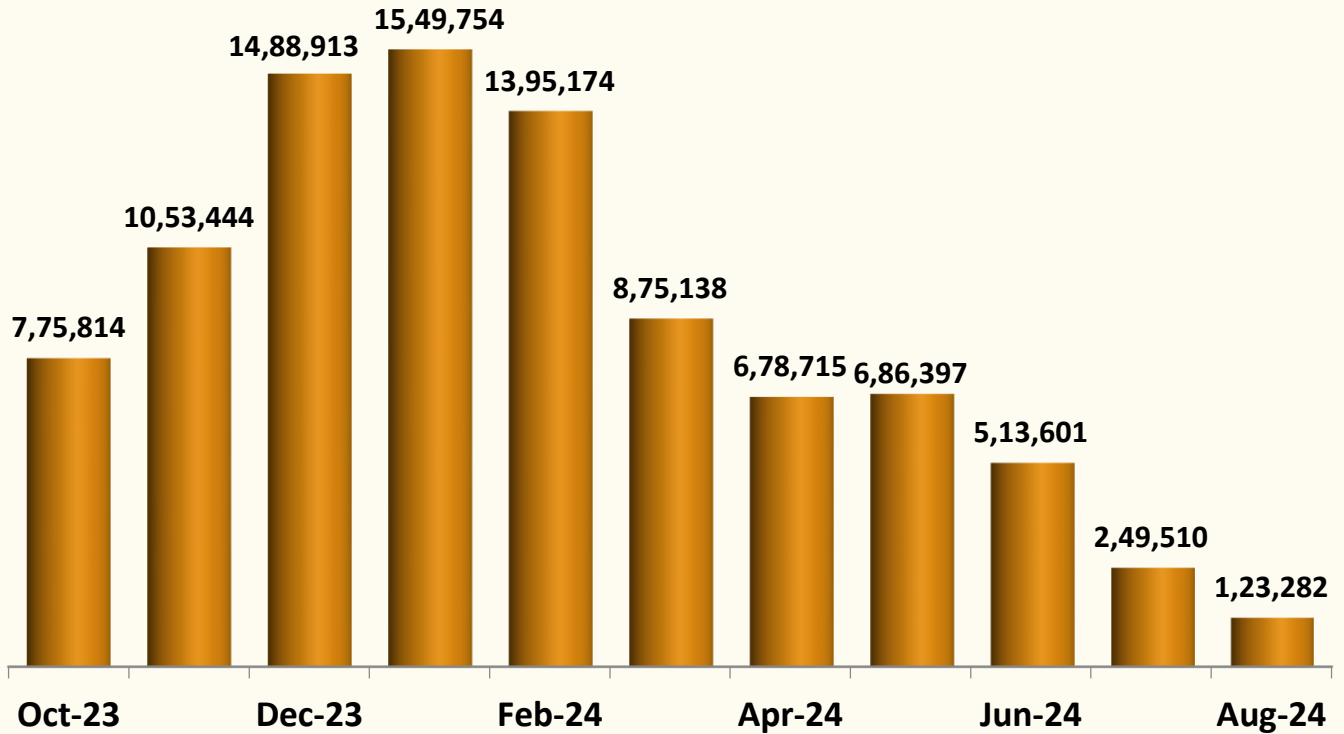




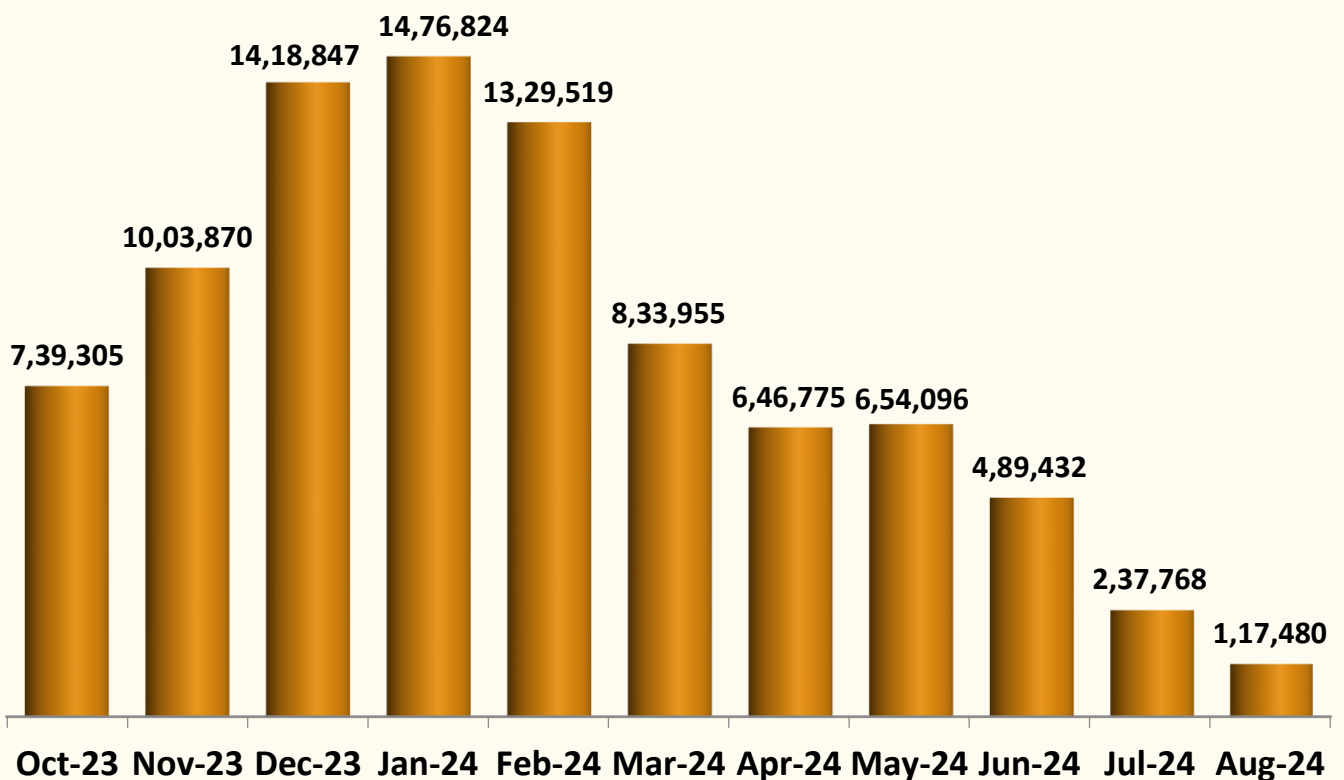
GUJCOT TRADE ASSOCIATION

MONTHLY PRESSING REPORT Aug-2024

Gujarat Monthly Cotton Pressing Running Bales



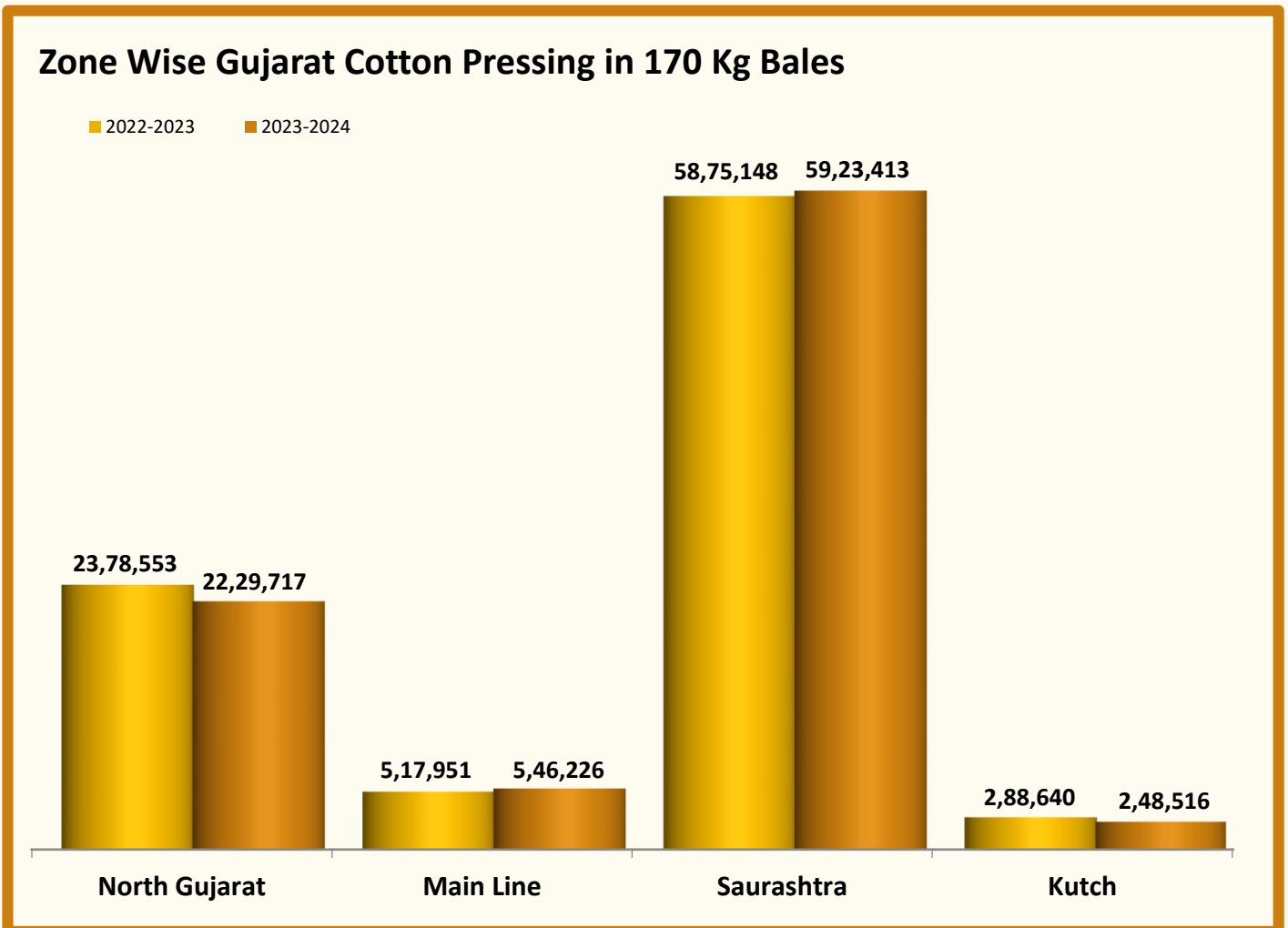
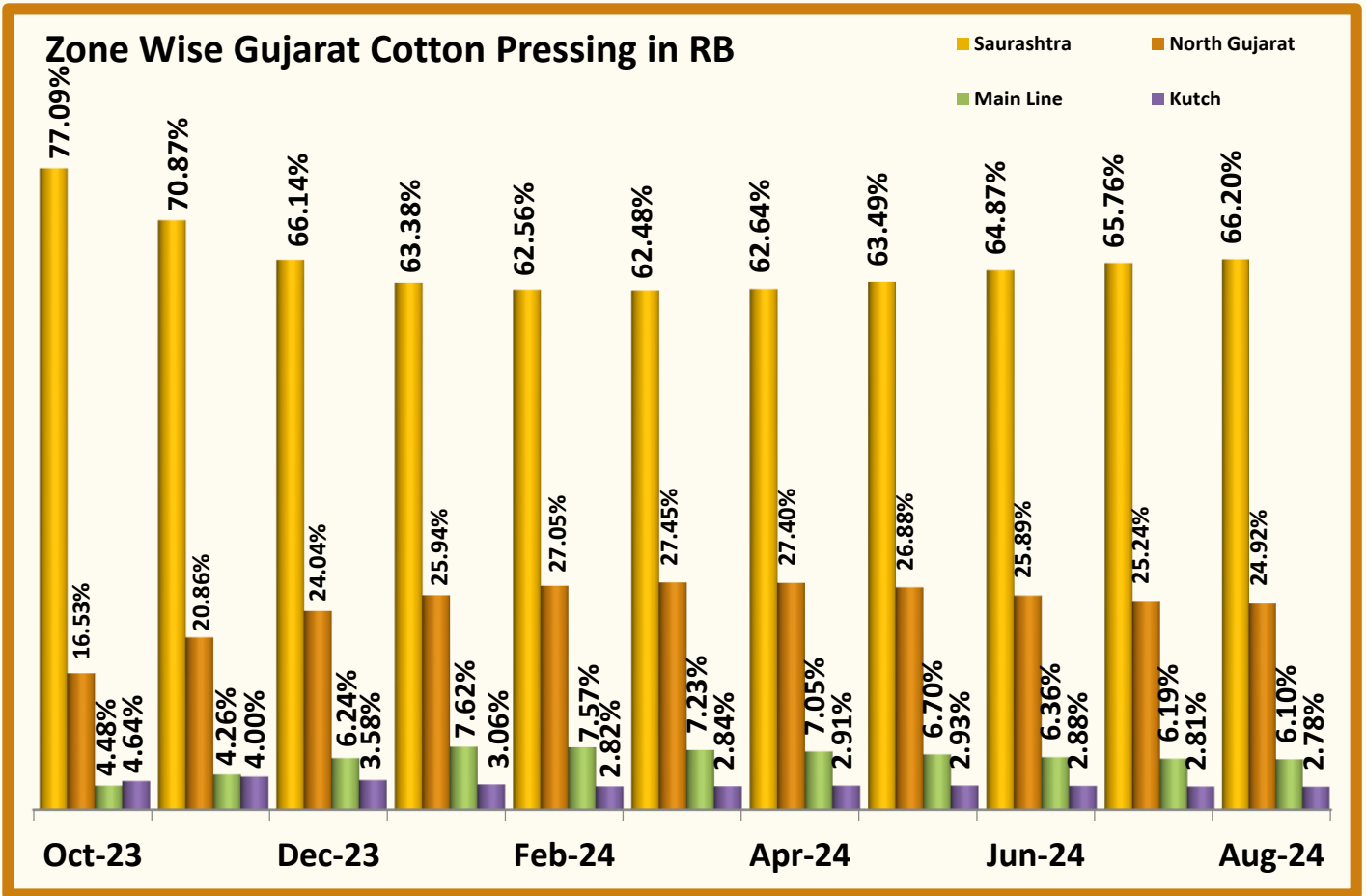
Gujarat Monthly Cotton Pressing 170 Kg Bales





GUJCOT TRADE ASSOCIATION

MONTHLY PRESSING REPORT Aug-2024





GUJCOT TRADE ASSOCIATION

MONTHLY PRESSING REPORT Aug-2024

Saurashtra							
Station	Aug-23	Jul-24	Aug-24	MoM Change	YoY Change	Fact. In Operation	
						Monthly	Seasonal
Amreli	3,58,195	2,91,407	3,04,030	12,623	-54,165	7	20
Babra	2,81,500	2,84,100	3,05,000	20,900	23,500	7	24
Botad	7,18,060	7,53,085	7,57,685	4,600	39,625	4	52
Chotila	1,64,954	1,42,972	1,45,654	2,682	-19,300	1	5
Chuda	48,525	35,250	35,250		-13,275		3
Damnagar	6,700	5,000	5,000		-1,700		1
Dhasa	4,88,900	3,92,100	3,98,550	6,450	-90,350	6	39
Dhoraji-Upleta	91,360	1,35,144	1,41,444	6,300	50,084	2	7
Dhrangadhra-Halvad	3,36,681	3,39,300	3,39,300		2,619		14
Gariyadhar	61,000	68,000	68,000		7,000		5
Gondal	1,96,000	1,86,700	1,91,000	4,300	-5,000	3	12
Jamkandorna	19,000	6,000	6,000		-13,000		1
Jamnagar-Falla	6,39,550	6,49,100	6,66,900	17,800	27,350	9	27
Jasdan	3,00,200	2,79,590	2,91,617	12,027	-8,583	5	14
Jetpur	1,11,000	95,000	95,000		-16,000		3
Kuvadava	47,000	35,500	35,500		-11,500		2
Lakhtar	18,000	14,110	14,110		-3,890		2
Limbdi	70,700	52,100	52,100		-18,600		5
Mahuva	1,20,925	1,32,195	1,32,195		11,270		13
Manavadar	3,80,975	4,44,677	4,52,477	7,800	71,502	8	34
Morbi	2,33,400	1,63,000	1,69,000	6,000	-64,400	2	9
Palitana	11,000	17,800	17,800		6,800		2
Porbandar	5,000	9,000	9,000		4,000		2
Rajula	50,400	43,500	43,500		-6,900		4
Savarkundala	48,800	36,700	36,700		-12,100		4
Shapar	1,23,500	2,00,000	2,00,100	100	76,600	1	6
Surendranagar	2,19,700	1,55,700	1,55,700		-64,000		4
Talaja	1,06,950	1,10,600	1,12,100	1,500	5,150	3	13
Tankara-Neknam	4,43,850	5,20,200	5,32,200	12,000	88,350	4	24
Targhadi	1,71,800	1,56,700	1,59,200	2,500	-12,600	2	9
Tramba-Sardhar	42,500	34,500	34,500		-8,000		1
Una	62,660	60,300	63,300	3,000	640	1	6
Wankaner	1,86,494	2,44,315	2,46,015	1,700	59,521	1	14
TOTAL	61,65,279	60,93,645	62,15,927	1,22,282	50,648	66	381



GUJCOT TRADE ASSOCIATION

MONTHLY PRESSING REPORT Aug-2024

North Gujarat							
Station	Aug-23	Jul-24	Aug-24	MoM Change	YoY Change	Fact. In Operation	
						Monthly	Seasonal
Visnagar	1,08,958	1,21,571	1,21,571		12,613		7
Vijapur-Mansa	3,81,513	3,54,750	3,54,750		-26,763		31
Harij	2,55,618	2,73,970	2,73,970		18,352		20
Radhanpur	36,891	35,950	35,950		-941		6
Idar-Sabarkantha	24,920	30,800	30,800		5,880		7
Idar-Raiya							
Himmatnagar	61,843	24,500	24,500		-37,343		4
Vadali-Sadatpura	26,000	34,600	34,600		8,600		5
Khedbrahma	2,550	7,450	7,450		4,900		6
Kapadwanj	55,060	35,500	35,500		-19,560		3
Viramgam	93,350	78,599	78,599		-14,751		9
Kadi	12,78,303	11,72,550	11,73,550	1,000	-1,04,753	1	65
Mandal-Bahucharaji	68,900	79,535	79,535		10,635		5
Bavla	22,250	7,000	7,000		-15,250		1
Dholka	18,000	14,100	14,100		-3,900		4
Dhandhuka	57,685	59,952	59,952		2,267		13
Talod	4,171	8,000	8,000		3,829		2
TOTAL	24,96,012	23,38,827	23,39,827	1,000	-1,56,185	1	188

LDC Louis Dreyfus Company India Pvt. Ltd.



GUJCOT TRADE ASSOCIATION

MONTHLY PRESSING REPORT Aug-2024

Main Line

Station	Aug-23	Jul-24	Aug-24	MoM Change	YoY Change	Fact. In Operation	
						Monthly	Seasonal
Karjan	1,22,029	95,200	95,200		-26,829		3
Dabhoi		1,200	1,200		1,200		1
Golagamdi							
Handod	75,800	81,000	81,000		5,200		5
Bodeli	87,000	1,23,900	1,23,900		36,900		8
Kosindra	23,300	26,800	26,800		3,500		2
Pavijetpur	37,500	41,700	41,700		4,200		2
Kaledia	1,30,400	1,27,800	1,27,800		-2,600		5
Palej	16,500	25,000	25,000		8,500		2
Bharuch	3,200	2,500	2,500		-700		1
Mandala	27,300	26,500	26,500		-800		1
Nizar	20,500	18,500	18,500		-2,000		1
Hansot							
Badalpur							
Sinor							
Olpad							
Valiya		2,500	2,500		2,500		1
Samlaya		600	600		600		1
TOTAL	5,43,529	5,73,200	5,73,200		29,671		33

Kutch

Station	Aug-23	Jul-24	Aug-24	MoM Change	YoY Change	Fact. In Operation	
						Monthly	Seasonal
Abdasa	23,668	27,548	27,548		3,880		1
Anjar	2,08,116	1,71,980	1,71,980		-36,136		6
Bhuj	23,800	19,440	19,440		-4,360		1
Mandvi	47,310	41,820	41,820		-5,490		1
Nakhatrana							
Rapar							
TOTAL	3,02,894	2,60,788	2,60,788		-42,106		9





GUJCOT TRADE ASSOCIATION

MONTHLY PRESSING REPORT Aug-2024

Again Team Gujcot thanks our direct and indirect helpers.

For Data Collection

We are thankful to

Shri Manishbhai - Anjar

Shri Mukeshbhai Purohit

Nileshbhai - Manager SGA

Premjibhai - Manavadar

Kalpeshbhai - Manager

Gujcot Trade Association

For Data Verification

We are thankful to

Shri Jatinbhai - Vijapur

Shri Sujalbhai

Shri Pravinbhai

Shri Jagdishbhai Soni

Shri Chetanbhai Shree Gita Group - Morbi

Shri Kishorbhai - Talaja

Shri Jaytibhai -Botad

Once again thanks to whole Gujarat Cotton value chain for their co-operation.

For, Gujcot Trade Association

Akash Shah

[President]

For, Gujcot Trade Association

Ajay Shah

[Secretary]

Report Sponsors:

[Click on Sponsor's Logo to visit Sponsor's Website](#)



FIOTEX™  FIOTEX COTSPIN PVT. LTD.

LDC  Louis Dreyfus Company India Pvt. Ltd.